

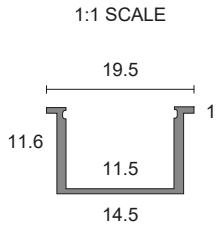


OMEGA

Small-size anodized aluminium 6060 extruded profile, designed and produced to be installed or flush-mounted on very thin surfaces. Extreme versatility and adaptability, ensured by a wide range of accessories that allow several different combinations. Ideal to house and dissipate LED Strips, and especially suited to illuminate and embellish kitchen and bathroom cabinets, under-wall cupboards, furniture, closets, shelves and display cases.

 EXTRUDED IN ITALY





BASIC CODES

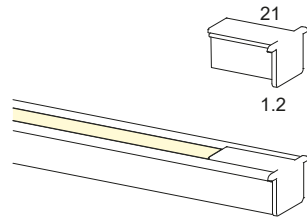
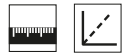
PA.OMEGA.

LENGTH

- 1 1000mm
- 2 2000mm
- 3 3000mm

FINISHES

- 1 Matt white RAL9003
- 2 Matt black RAL9005
- 7 Brushed aluminium



BASIC CODES

SS01.

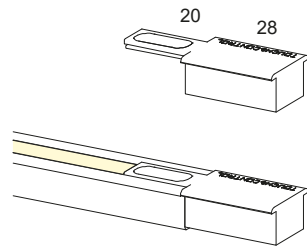
FINISHES

- 1 White
- 2 Matt black
- 5 Grey
- 7 Brushed aluminium

FUNCTIONS

- C** Closure

Side ABS closing support. Easy and quick to install, by exerting a slight side pressure.



BASIC CODES

SS01.

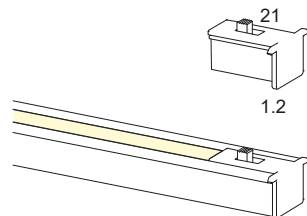
FINISHES

- 1 White
- 2 Matt black
- 5 Grey
- 7 Brushed aluminium

FUNCTIONS

- T** ON/OFF Touch closure

Side ABS closing support with Touch device. The LED can be switched ON and OFF with a slight touch. (12Vdc and 24Vdc 4A max.)



BASIC CODES

SS01.

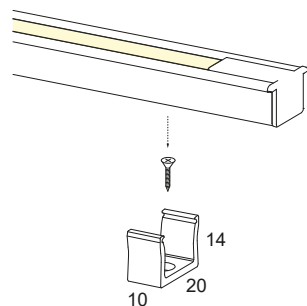
FINISHES

- 1 White
- 2 Matt black
- 5 Grey
- 7 Brushed aluminium

FUNCTIONS

- I** ON/OFF switch closure

Side ABS closing support with ON/OFF switch.



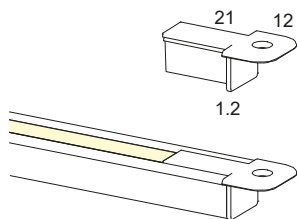
BASIC CODES

SS06T

Transparent polycarbonate surface-mounted fixing clip for the OMEGA profile. Supplied with M2.5x12 screw. Snap-in profile mounting.

NB. We recommend No. 1 Clip per 500mm

Code example: OMEGA Profile + 1000mm Length + Brushed Aluminium Finish = Code: PA.OMEGA.17



BASIC CODES

SS02.

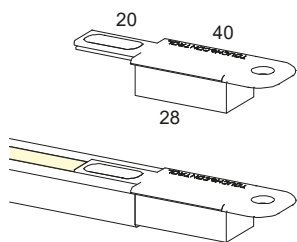
FINISHES

- 1 White
- 2 Matt black
- 5 Grey
- 7 Brushed aluminium

FUNCTIONS

C Closure and fixing

Side closing support and ABS flush-mounting, Easy and quick to install, by exerting a slight side pressure.



BASIC CODES

SS02.

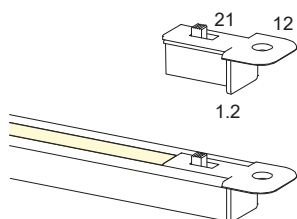
FINISHES

- 1 White
- 2 Matt black
- 5 Grey
- 7 Brushed aluminium

FUNCTIONS

T ON/OFF Touch closure and fixing

Side closing support and ABS flush-mounting, with ON/OFF Touch device. The LED can be switched ON and OFF with a slight touch. (12Vdc and 24Vdc 4A max.)



BASIC CODES

SS02.

FINISHES

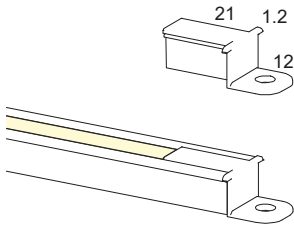
- 1 White
- 2 Matt black
- 5 Grey
- 7 Brushed aluminium

FUNCTIONS

I ON/OFF closure and fixing

Side closing support and ABS flush-mounting, with ON/OFF switch.

Code example: OMEGA Profile + 1000mm Length + Brushed Aluminium Finish = Code: PA.OMEGA.17



BASIC CODES

SS03.

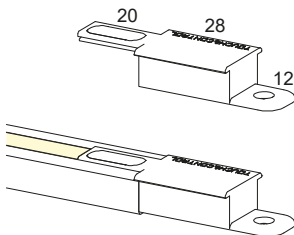
FINISHES

- 1 White
- 2 Matt black
- 5 Grey
- 7 Brushed aluminium

FUNCTIONS

- C** Closure and fixing

ABS closing and surface-mounting side support. Easy and quick to install, by exerting a slight side pressure.



BASIC CODES

SS03.

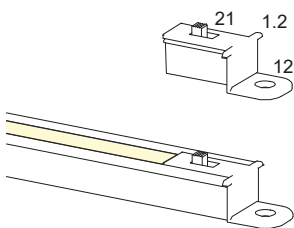
FINISHES

- 1 White
- 2 Matt black
- 5 Grey
- 7 Brushed aluminium

FUNCTIONS

- T** ON/OFF Touch closure and fixing

Side closing support and ABS surface-mounting, with ON/OFF Touch device. The LED can be switched ON and OFF with a slight touch. (12Vdc and 24Vdc 4A max.)



BASIC CODES

SS03.

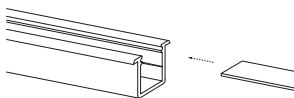
FINISHES

- 1 White
- 2 Matt black
- 5 Grey
- 7 Brushed aluminium

FUNCTIONS

- I** ON/OFF switch closure and fixing

Side closing support and ABS surface-mounting, with ON/OFF switch.



BASIC CODES

PA.01NA11.

LENGTH

- 1** 1000mm brushed
- 2** 2000mm brushed
- 3** 3000mm brushed

Brushed diffuser to insert on the profile internal slots.

Code example: OMEGA Profile + 1000mm Length + Brushed Aluminium Finish = Code: PA.OMEGA.17